

Evolux Vinyl Shower Kit for Vinyl Flooring

Description Drainage channel for vinyl flooring and raised floors, composed of channel, frame and trim, designed to ensure a watertight installation through a mechanical clamping system

Características

Watertightness ensured
High drainage capacity
Removable hair strainer included
Self-cleaning drain
Easy installation
Manufacturer

Technical data

Compatible with vinyl flooring from 1 to 5 mm
Anti-vandal
Stainless steel

Manufacturer

Estil Guru S.L.U

P.I. El Pla C/ Telers, 22 - Apdo. 584, 46870, Ontinyent,
Valencia, SPAIN | www.estilguru.com | guru@estilguru.com
Tel. 0034 96 291 45 11 | Fax. 0034 96 236 90 10

Evolux Vinyl

Ref.	Description	Size	Trap height	Installation height
IE70008	Evolux Vinyl	15 x 15 cm	50 mm	100
IE70001	Evolux Vinyl	70 cm	50 mm	100
IE70002	Evolux Vinyl	80 cm	50 mm	100
IE70003	Evolux Vinyl	90 cm	50 mm	100
IE70004	Evolux Vinyl	100 cm	50 mm	100
IE70008R	Evolux Vinyl	15 x 15 cm	28 mm	80
IE70001R	Evolux Vinyl	70 cm	28 mm	80
IE70002R	Evolux Vinyl	80 cm	28 mm	80
IE70003R	Evolux Vinyl	90 cm	28 mm	80
IE70004R	Evolux Vinyl	100 cm	28 mm	80

Evolux Vinyl Shower Kit for Vinyl Flooring

Test table

Features	Method	Requirement	Value
	EN 1253-1	EN 1253-1	
Flow rate **1	Article 5.9.1	Article 4.8 **1	>0,5 l/s **1
Resistance of the water seal to pressure	Article 5.3.2	Article 4.1.6	>400 Pa
Self-cleaning capacity	Article 5.4.2	Article 4.2.2	Pass
Clog prevention	Article 5.4.3	Article 4.2.3	Pass
Thermal performance	Article 5.5	Article 4.5	Class A
Water tightness	Article 5.8.2	Article 4.6.2	Pass
Water tightness of extensions	Article 5.8.2	Article 4.6.3	Pass
Odour tightness	Article 5.8.1	Article 4.6.1	Pass
Water tightness of the drain used with waterproofing membrane	Article 5.8.3	Article 4.7.3.4	Pass
Mechanical resistance of the flange / factory-mounted waterproofing membrane connection	Article 5.7..3	Article 4.7.3.4	>100 N
Load resistance	Article 5.6	Article 4.7.1	Class K3
Openings in the grates (dimensions)	Article 5.1	Article 4.1.3	<8 mm
Appearance	-	Article 4.1.2	Pass
Materials	-	Article 4.4	Pass

Additional information

- It allows the trap to be removed when there is an external trap in the drainage network.
- Minimum installation height for RUBER H50: 100 mm plus the thickness of the vinyl flooring.
- Minimum installation height for RUBER H28 including flooring + adhesive: 80 mm plus the thickness of the vinyl flooring.
- Press-fit connections between the different elements of the drainage system.
- RUBER H50 outlet: press-fit connection.
- RUBER H28 outlet: glued connection.
- Decoupling by elastic joints that allow slight movement between the parts.
- Horizontal outlet adjustable through 360°.
- It includes a protective cap for the drain opening during installation.

Warning: To avoid the risk of blockage caused by a double trap, before starting the installation it is very important to check whether a trapped drain is required or whether the system will be installed with an external trap.

The system body is designed as a trapped drain, but the water seal can be cancelled. If necessary, follow the installation procedure instructions.

The trap cannot be cancelled after installation, nor can it be replaced. It is advisable to keep the trapped drain and connect it directly to the waste pipe without passing through the external trap.

Evolux Vinyl Shower Kit for Vinyl Flooring

Notes and remarks

The nominal flow rate at 3 bar pressure for most shower heads is between 9 and 20 litres per minute (between 0.15 and 0.35 l/s). For shower drains, the minimum discharge flow required by the standard is 0.40 l/s (24 litres per minute) for a single shower head. This minimum value does not apply in the case of multi-jet showers or multiple shower installations with a single drain.

The minimum installation height stated is the minimum possible due to the dimensions of the drain. In each installation, the real effective minimum height will be the one that allows the drain pipe to be laid with the appropriate fall towards the drainage network, plus the thickness of the flooring and its fixing adhesive.

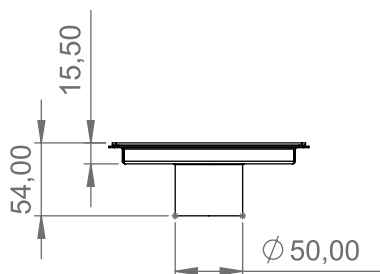
The drain pipe must have a minimum slope of 1.5% towards the drainage network (the level difference should be 1 to 2 cm for each linear metre). The length of this section should not exceed 1 m.

To complete the waterproof installation: to create a shower free from damp caused by infiltration and condensation, it is not enough to protect the floor. The walls must also be protected up to a height of 2 m. Use the WATER-STOP membrane and its accessories. If this is not possible, we recommend protecting at least the wall in the area of the water outlets and down to the floor.

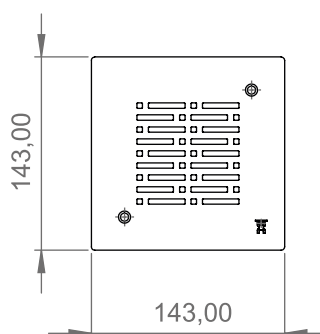
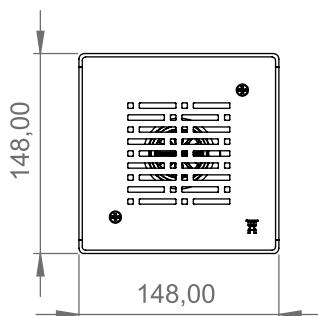

The additional data provided are for information only and may be modified without prior notice. It is strongly recommended that the tests considered appropriate be carried out in order to verify the suitability of the product for its intended use whenever this differs from what is described.

Technical drawings (Puntual)

Vinyl (grate + channel assembly)



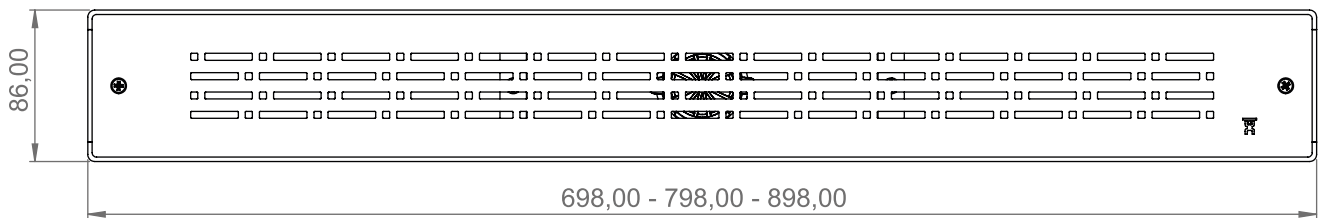
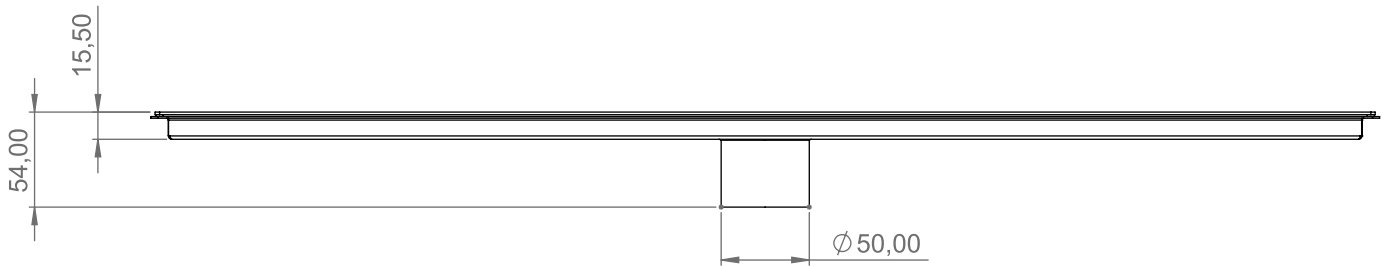
Vinyl (grate)



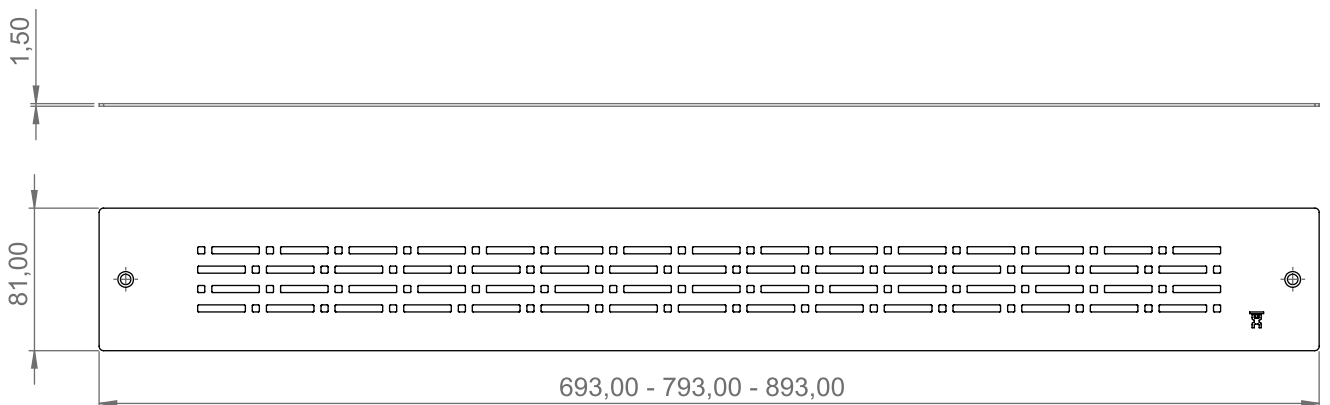
Evolux Vinyl Shower Kit for Vinyl Flooring

Technical drawings (Lineal)

Vinyl lineal (grate + channel assembly)

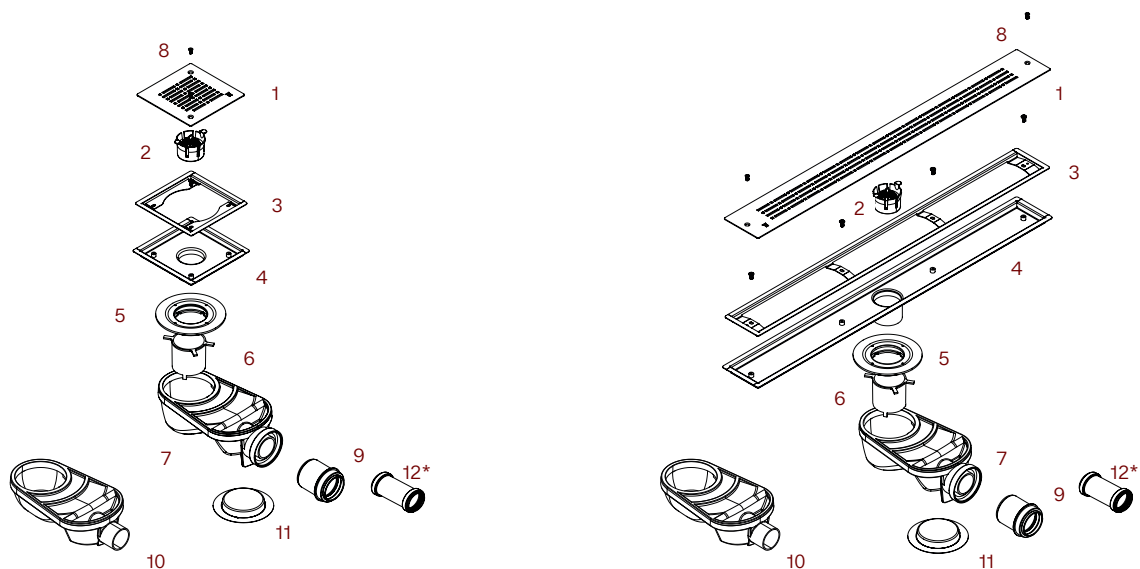


Vinyl lineal (grate)



Evolux Vinyl Shower Kit for Vinyl Flooring

System components	Composition	Dimensions	Unit
Channels with grates (length x width x height):	AISI 304 stainless steel	70/80/90/100 × 10.6 × 5.7 15 × 15 × 5.7	cm
Frame (length x width):	AISI 304 stainless steel	67/77/87/97 × 7.5 × 1.5 11.8 × 11.8 × 1.4	cm
Coupling flange / connector:	ABS	DN/DI 50	mm
Trap body (Ruber H50):	ABS	Height 78	mm
Trap body (Ruber H28):	ABS	Height 58	mm
Reducer (included only with Ruber H50):	PP	DN 50/40	mm
Nominal diameters (Ruber H50)	-	Horizontal outlet connection DN/DI 50	mm
Nominal diameters (Ruber H28)	-	Horizontal outlet connection DN/DI 40	mm
Water seal height (Ruber H50)	-	50	mm
Water seal height (Ruber H28)	-	28	mm
Sliding elastic / O-ring seals:	SBR / NBR	-	mm



Part	Description	Material
1	Vinyl Puntual Grate	Stainless steel
2	Hair strainer	ABS
3	Frame	Stainless steel
4	Vinyl point channel	Stainless steel
5	Adapter	ABS
6	Ruber collar	ABS
7	Ruber H50 trap body	ABS
8	Screws	Stainless steel
9	Reducer Ø50*	PP
10	Ruber H28 trap body	ABS
11	Protective cap	PVC
12	Sleeve Ø40 *2	PP

* Reducer included only with Ruber H50 *2 Included only in the reduced Kit

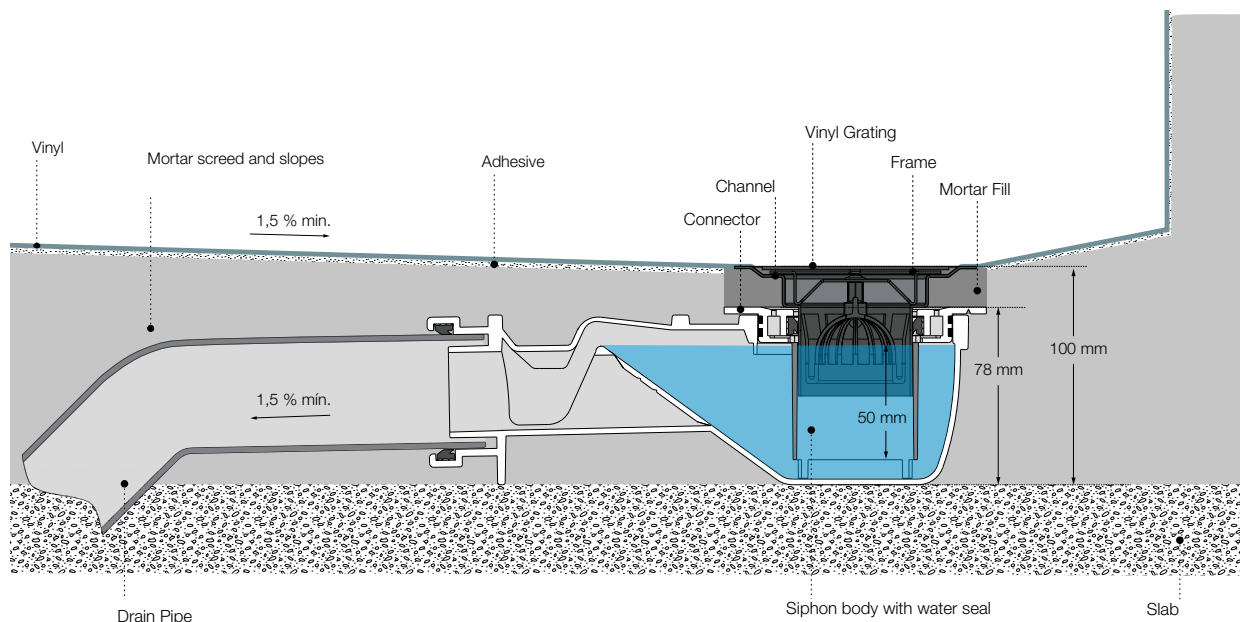
Pieza	Description	Material
1	Vinyl linear grate	Stainless steel
2	Hair strainer	ABS
3	Frame	Stainless steel
4	Vinyl linear channel	Stainless steel
5	Adapter	ABS
6	Ruber collar	ABS
7	Ruber H50 trap body	ABS
8	Screws	Stainless steel
9	Reducer Ø50*	PP
10	Ruber H28 trap body	ABS
11	Protective cap	PVC
12	Sleeve Ø40 *2	PP

* Reducer included only with Ruber H50 *2 Included only in the reduced Kit

Evolux Vinyl Shower Kit for Vinyl Flooring

Installation section

Ruber H50



Ruber H28

